

# How to Listen to Your Voicemail Messages

See Also: [How to Change Your Voicemail Greeting](#)

[How to Check your Voicemail to Email](#)

[How to Prevent Voicemail Messages from Going to your Junk Mail folder in Outlook](#)

[How to Check your Traditional Voicemail](#)

[Related articles](#)

## How to Check your Voicemail to Email



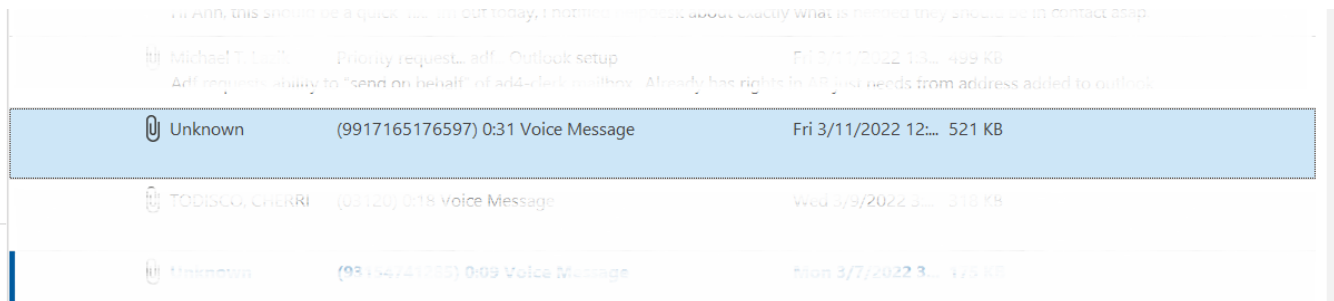
When a caller leaves a voicemail, the message is automatically delivered to you via email as a WAV file attachment – the voicemail indicator light on the phone will NOT illuminate. Voicemail to email is configured by default for all employees who were hired after March 2020. Any employee hired prior to that may request their mailbox be upgraded to have their voicemail messages delivered to their court issued email account.



### Prevent Your Junk Mail Filter from Taking Your Voicemail Messages

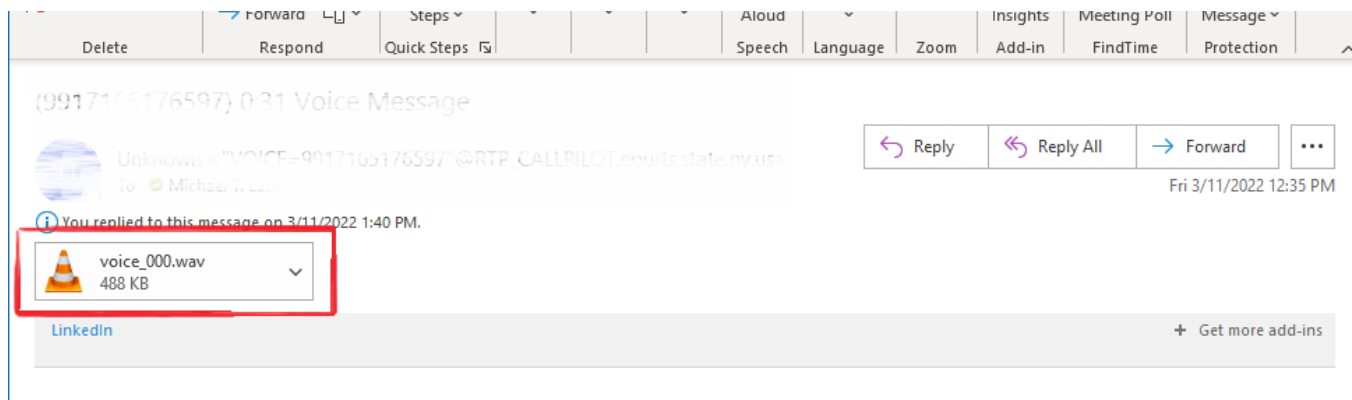
The Microsoft Spam Mail filter has a tendency to move messages from the voicemail system to your junk mail folder by default. If you have not done so already, add an exception to your junk mail filter in Outlook.

### 1. Locate the Message in your Outlook Inbox



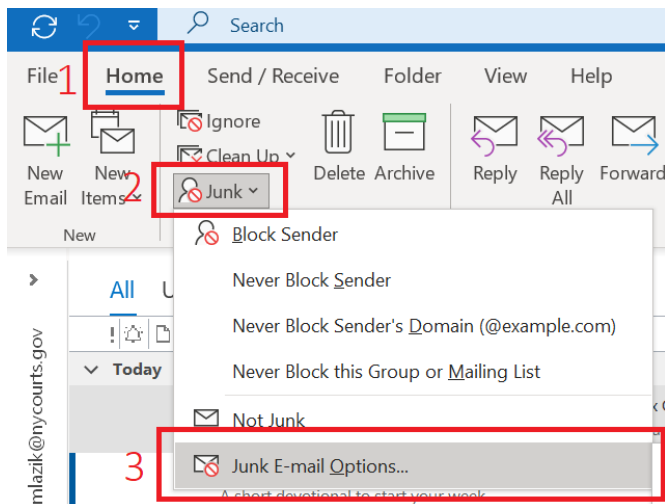
### 2. Open the Message.

### 3. Double Click the WAV file.

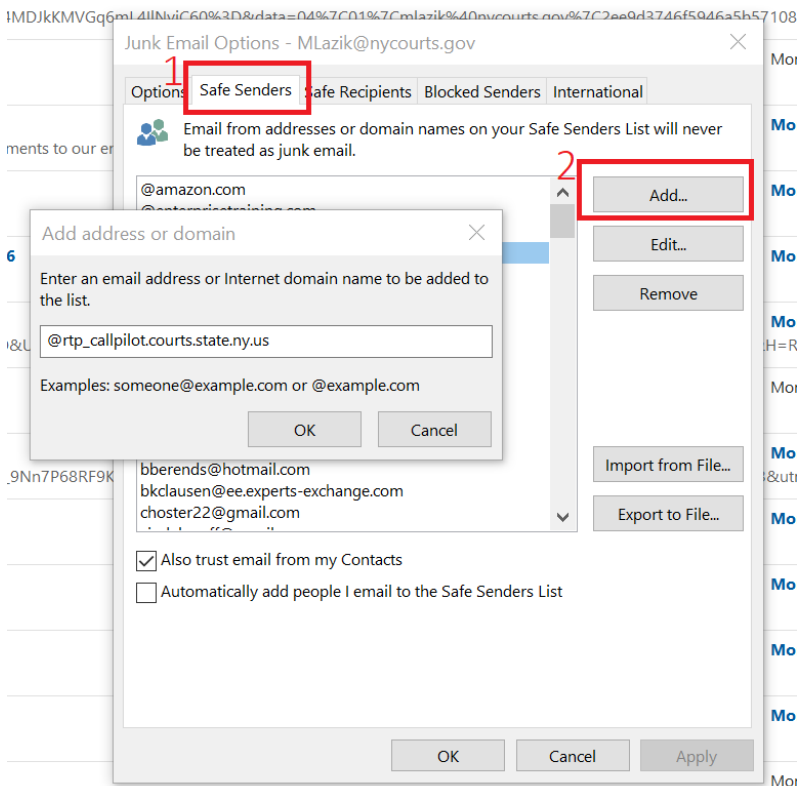


## How to Prevent Voicemail Messages from Going to your Junk Mail folder in Outlook

### 1. From the HOME tab in Outlook, Click on the JUNK menu and choose JUNK EMAIL OPTIONS:



**2. From the JUNK EMAIL OPTIONS pop-up window, Click the SAFE SENDERS tab and then click ADD:**



**3. Type in [@rtp\\_callpilot.courts.state.ny.us](mailto:@rtp_callpilot.courts.state.ny.us) and then click OK:**



**4. Click OK again to exit the junk email options window.**

## How to Check your Traditional Voicemail

### 1. Dial to CallPilot

- From a Court Phone dial: **03030**
- From a non-court phone dial: **585.530.3030**

2. Enter your mailbox number and password.
  - a. Your mailbox number is your 5-digit extension.
3. From the main menu **PRESS 5** to listen to your messages.
4. While a message is playing:

Skip Back	1	1 Skip Back	2 Pause/ Resume	3 Skip Forward
Skip to Start	1, 1			
Pause/Resume Playback	2	4	5	6
Skip Forward	3	Slower	Envelope	Faster
Skip to End	3, 3			
Slower	4	7	8	9
Play Message Envelope	5		Softer	Louder
Faster	6			
Softer	8	*	0	#
Louder	9	Exit	Help	Next Message
Next Message	#			

## Related articles

- [How to Listen to Your Voicemail Messages](#)
- [How to Change Your Voicemail Greeting](#)
- [How to Login to the Call Pilot Voicemail System](#)